

# Plone Administration is no Mystery

- Andreas Mantke

# Who am I

- ▼ Andreas Mantke
- ▼ Working with OpenOffice.org from autumn 2002 to 2010
- ▼ Since 9/2010 Project LibreOffice and The Document Foundation
- ▼ Deputy of the Board of Directors at The Document Foundation
- ▼ Developer
- ▼ Admin of ODFAuthors.org
- ▼ Developer / Admin of LibreOffice extensions- / templates-repository, LibreOffice conference site
- ▼ Plone-Developer (collective)

# Agenda

- ▼ Easy Tasks via GUI: User Management, Folder Management etc.
- ▼ New Plone Site from Scratch
- ▼ Update of the Site
- ▼ Adding new Functionality, Products
- ▼ If time remains: Creating a new add-on

























# Easy Tasks via GUI

# Management Interface

## Site Setup

Configuration area for Plone and add-on Products.

## Plone Configuration

-  Add-ons
-  Calendar
-  Collections (old style)
-  Configuration Registry
-  Content Rules
-  Dexterity Content Types
-  Discussion
-  Editing
-  Errors
-  HTML Filtering
-  Image Handling
-  Language
-  Mail
-  Maintenance
-  Markup
-  Navigation
-  Search
-  Security
-  Site
-  Themes
-  TinyMCE Visual Editor
-  Types
-  Users and Groups
-  Zope Management Interface

## Add-on Configuration

-  ClamAV settings
-  Easy Slider settings
-  Plone True Gallery settings
-  ReCaptcha
-  Sponsorship settings
-  Twitter

## Version Overview

- Plone 4.2.0.1 (4206)
- CMF 2.2.6
- Zope 2.13.15
- Python 2.7.2 (default, Aug 19 2011, 20:41:43) [GCC]

# User Management

## Site Setup

### Plone Configuration

- Add-ons
- Calendar
- Collections (old style)
- Configuration Registry
- Content Rules
- Dexterity Content Types
- Discussion
- Editing
- Errors
- HTML Filtering
- Image Handling
- Language
- Mail
- Maintenance
- Markup
- Navigation
- Search
- Security


## Users

[Groups](#)[Settings](#)[Member Registration](#)



## Users Overview

[Up to Site Setup](#)

Click the user's name to see and change the details of a specific user. You can also add and remove users.

Note that roles set here apply directly to a user. The symbol  indicates a role inherited from membership in a group.

[Add New User](#)

User name	Roles							Reset Password	Remove user
	Contributor	Editor	Member	Reader	Reviewer	Site Administrator	Manager		
 <a href="#">Andreas Mantke (andreasreviewer)</a>	<input type="checkbox"/>	<input type="checkbox"/>	<input checked="" type="checkbox"/>	<input type="checkbox"/>	<input checked="" type="checkbox"/>	<input type="checkbox"/>	<input type="checkbox"/>	<input type="checkbox"/>	<input type="checkbox"/>
 <a href="#">Andreas Mantke (andreasuser)</a>	<input type="checkbox"/>	<input type="checkbox"/>	<input checked="" type="checkbox"/>	<input type="checkbox"/>	<input type="checkbox"/>	<input type="checkbox"/>	<input type="checkbox"/>	<input type="checkbox"/>	<input type="checkbox"/>

[Apply Changes](#)


# Group Management

## Plone Configuration

- Add-ons
- Calendar
- Collections (old style)
- Configuration Registry
- Content Rules
- Dexterity Content Types
- Discussion
- Editing
- Errors
- HTML Filtering
- Image Handling
- Language
- Mail
- Maintenance
- Markup
- Navigation
- Search
- Security
- Site
- Themes





## Groups Overview

[Up to Site Setup](#)

Groups are logical collections of users, such as departments and business units. Groups are not directly related to permissions on a global level, you normally use Roles for that - and let certain Groups have a particular role. The symbol  indicates a role inherited from membership in another group.

[Add New Group](#)

Group Search  [Search](#) [Show all](#)


















Group Name	Roles							Remove Group
	Contributor	Editor	Member	Reader	Reviewer	Site Administrator	Manager	
 Administrators (Administrators)	<input type="checkbox"/>	<input type="checkbox"/>	<input type="checkbox"/>	<input type="checkbox"/>	<input type="checkbox"/>	<input type="checkbox"/>	<input checked="" type="checkbox"/>	<input type="checkbox"/>
 Authenticated Users (Virtual Group) (AuthenticatedUsers)	<input type="checkbox"/>	<input type="checkbox"/>	<input type="checkbox"/>	<input type="checkbox"/>	<input type="checkbox"/>	<input type="checkbox"/>	<input type="checkbox"/>	<input type="checkbox"/>
 Reviewers (Reviewers)	<input type="checkbox"/>	<input type="checkbox"/>	<input type="checkbox"/>	<input type="checkbox"/>	<input checked="" type="checkbox"/>	<input type="checkbox"/>	<input type="checkbox"/>	<input type="checkbox"/>
 Site Administrators (Site Administrators)	<input type="checkbox"/>	<input type="checkbox"/>	<input type="checkbox"/>	<input type="checkbox"/>	<input type="checkbox"/>	<input checked="" type="checkbox"/>	<input type="checkbox"/>	<input type="checkbox"/>

[Apply Changes](#)

# Security Settings

## Site Setup

### Plone Configuration

-  Add-ons
-  Calendar
-  Collections (old style)
-  Configuration Registry
-  Content Rules
-  Dexterity Content Types
-  Discussion
-  Editing
-  Errors
-  HTML Filtering
-  Image Handling
-  Language
-  Mail
-  Maintenance
-  Markup
-  Navigation
-  Search

[Site Setup](#) >

## Security settings

Security settings for this site.

— Security settings —

- Enable self-registration** Allows users to register themselves on the site. If not selected, only site managers can add new users.
- Let users select their own passwords** If not selected, a URL will be generated and e-mailed. Users are instructed to follow the link to reach a page where they can change their password and complete the registration process; this also verifies that they have entered a valid email address.
- Enable User Folders** If selected, home folders where users can create content will be created when they log in.
- Allow anyone to view 'about' information** If not selected only logged-in users will be able to view information about who created an item and when it was modified.
- Use email address as login name** Allows new users to login with their email address instead of specifying a separate login name. (Existing users must go to the @@personal-information page once and save it before this setting has effect for them. Or use the @@migrate-to-emaillogin page as a site admin)



# HTML Filter Settings

Site Setup

## Plone Configuration

- Add-ons
- Calendar
- Collections (old style)
- Configuration Registry
- Content Rules
- Dexterity Content Types
- Discussion
- Editing
- Errors
- HTML Filtering
- Image Handling
- Language
- Mail
- Maintenance
- Markup
- Navigation
- Search
- Security
- Site
- Themes

Site Setup >

## HTML Filter settings

Plone filters HTML tags that are considered security risks. Be aware of the implications before making changes below. By default only tags defined in XHTML are permitted. In particular, to allow 'embed' as a tag you must both remove it from 'Nasty tags' and add it to 'Custom tags'. Although the form will update immediately to show any changes you make, your changes are not saved until you press the 'Save' button.

Tags Attributes Styles

**Nasty tags** These tags, and their content are completely blocked when a page is saved or rendered.

- applet
- meta
- script
- style

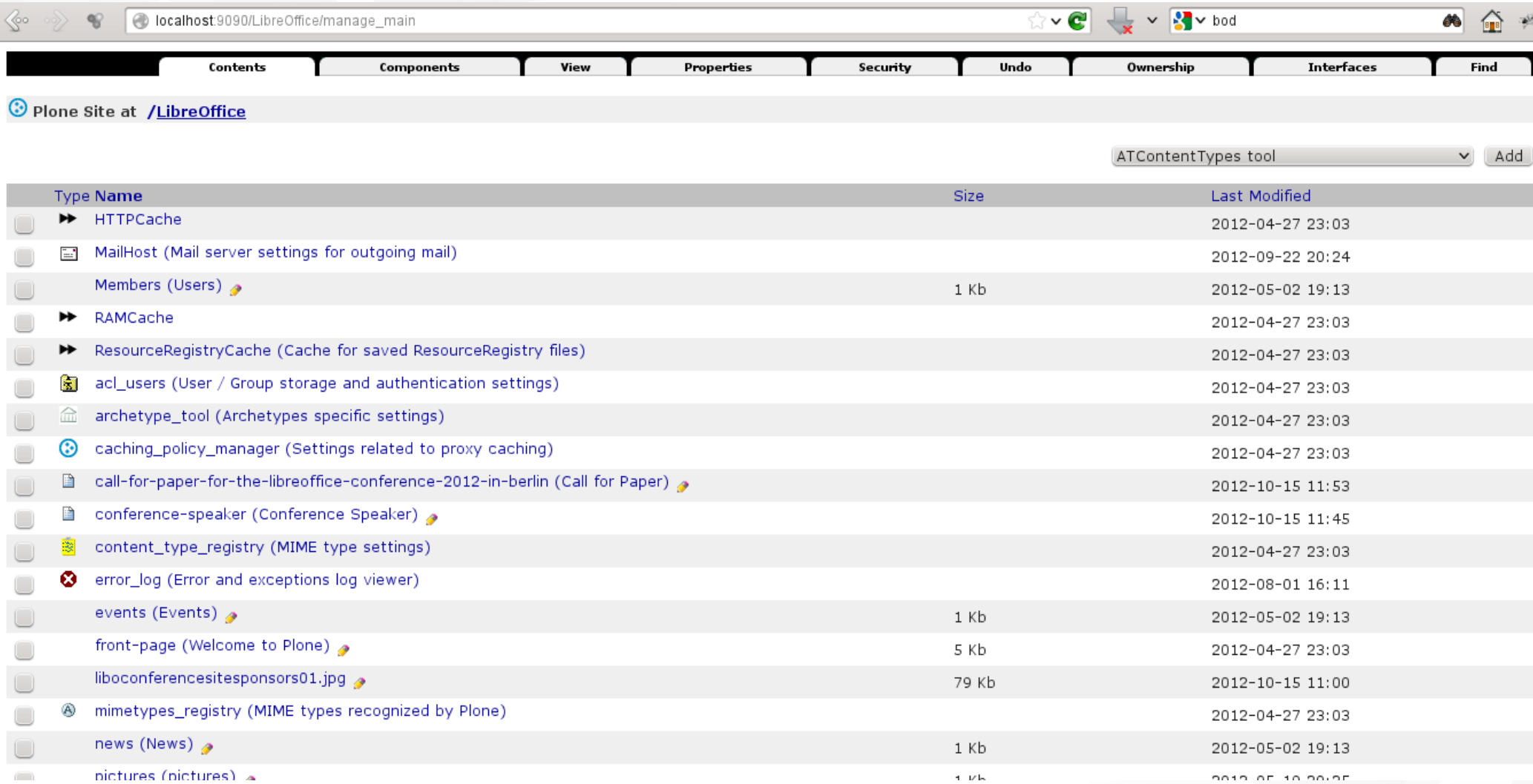
Remove selected items Add Nasty tags

**Stripped tags** These tags are stripped when saving or rendering, but any content is preserved.

- button
- fieldset
- form
- input
- label
- legend
- link
- meta
- noscript
- optgroup
- option
- script
- select
- style
- textarea

Remove selected items Add Stripped tags

# Zope Management Interface (ZMI)



The screenshot shows the Zope Management Interface (ZMI) for a Plone site. The browser address bar displays 'localhost:9090/LibreOffice/manage\_main'. The interface includes a navigation menu with tabs for Contents, Components, View, Properties, Security, Undo, Ownership, Interfaces, and Find. Below the menu, the current location is '/LibreOffice'. A dropdown menu is set to 'ATContentTypes tool' with an 'Add' button. The main area displays a table of content types with columns for Type Name, Size, and Last Modified.

Type Name	Size	Last Modified
<input type="checkbox"/> ▶ HTTPCache		2012-04-27 23:03
<input type="checkbox"/> MailHost (Mail server settings for outgoing mail)		2012-09-22 20:24
<input type="checkbox"/> Members (Users) 🗑️	1 Kb	2012-05-02 19:13
<input type="checkbox"/> ▶ RAMCache		2012-04-27 23:03
<input type="checkbox"/> ▶ ResourceRegistryCache (Cache for saved ResourceRegistry files)		2012-04-27 23:03
<input type="checkbox"/> 🗑️ acl_users (User / Group storage and authentication settings)		2012-04-27 23:03
<input type="checkbox"/> 🏠 archetype_tool (Archetypes specific settings)		2012-04-27 23:03
<input type="checkbox"/> 🌐 caching_policy_manager (Settings related to proxy caching)		2012-04-27 23:03
<input type="checkbox"/> 📄 call-for-paper-for-the-libreoffice-conference-2012-in-berlin (Call for Paper) 🗑️		2012-10-15 11:53
<input type="checkbox"/> 📄 conference-speaker (Conference Speaker) 🗑️		2012-10-15 11:45
<input type="checkbox"/> 🗑️ content_type_registry (MIME type settings)		2012-04-27 23:03
<input type="checkbox"/> 🗑️ error_log (Error and exceptions log viewer)		2012-08-01 16:11
<input type="checkbox"/> events (Events) 🗑️	1 Kb	2012-05-02 19:13
<input type="checkbox"/> front-page (Welcome to Plone) 🗑️	5 Kb	2012-04-27 23:03
<input type="checkbox"/> liboconferencesitesponsors01.jpg 🗑️	79 Kb	2012-10-15 11:00
<input type="checkbox"/> 🌐 mimetypes_registry (MIME types recognized by Plone)		2012-04-27 23:03
<input type="checkbox"/> news (News) 🗑️	1 Kb	2012-05-02 19:13
<input type="checkbox"/> pictures (pictures) 🗑️	1 Kb	2012-05-02 19:13

# New Plone Site from Scratch

# Buidout

- ▼ Create a directory
- ▼ Enter the new directory
- ▼ Get Bootstrap for your version:  

```
wget https://raw.githubusercontent.com/plone/buildout.coredev/4.2/bootstrap.py
```
- ▼ Create a buildout.cfg-file

# buidout.cfg

```
[buildout]  
Extends =  
http://dist.plone.org/release/4.2/versions.cfg
```

```
parts= instance
```

```
[instance]  
recipe = plone.recipe.zope2instance  
user= admin:[your password]  
eggs = plone
```

# Bootstrapping

```
python bootstrap.py --distribute
```

```
Creating directory '/home/andreasma/plone/ploneworkshop/bin'.
```

```
Creating directory '/home/andreasma/plone/ploneworkshop/parts'.
```

```
Creating directory '/home/andreasma/plone/ploneworkshop/eggs'.
```

```
Creating directory '/home/andreasma/plone/ploneworkshop/develop-eggs'.
```

```
Getting distribution for 'distribute==0.6.27'.
```

```
Before install bootstrap.
```

```
Scanning installed packages
```

```
No setuptools distribution found
```

```
After install bootstrap.
```

```
Don't have permissions to write /home/andreasma/plone/plone-python/lib/python2.7/site-packages/setuptools-0.6c11-py2.7.egg-info, skipping
```

```
Creating /home/andreasma/plone/plone-python/lib/python2.7/site-packages/setuptools-0.6c11-py2.7.egg-info
```

```
Creating /home/andreasma/plone/plone-python/lib/python2.7/site-packages/setuptools.pth
```

```
Got distribute 0.6.27.
```

```
Getting distribution for 'zc.buildout==1.4.4'.
```

```
Got zc.buildout 1.4.4.
```

```
Generated script '/home/andreasma/plone/ploneworkshop/bin/buildout'.
```

# Run Buildout and start Plone

- ▼ Run Buildout:  
`./bin/buildout -c buildout.cfg`
- ▼ Downloads the Plone eggs and creates the instance
- ▼ `./bin/instance start (or fg)`

# buidout.cfg

```
[buildout]
Extends =
http://dist.plone.org/release/4.2/versions.cfg
```

```
parts= instance
```

```
[instance]
zeo-client = false
recipe = plone.recipe.zope2instance
user= admin:[your password]
Http-address = 8080 \[or another port\]
debug-mode = on
verbose-security = on
```

```
eggs = Plone
```



# buidout.cfg

```
[buildout]
parts =
    instance
    zopepy
    i18ndude
    zopeskel
    test
    omelette

extends =
    http://dist.plone.org/release/4.2/versions.cfg

find-links =
    http://dist.plone.org/release/4.2
    http://dist.plone.org/thirdparty

extensions =
    mr.developer
    buildout.dumppickedversions
    buildout.threatlevel

auto-checkout =

always-checkout = true [false]

sources = sources

versions = versions
```

```
develop =
    src/collective.conference
```

```
[instance]
zeo-client = false
recipe = plone.recipe.zope2instance
user = admin:admin
http-address = 9090
debug-mode = off
verbose-security = on
blob-storage = var/blobstorage
```

```
eggs =
    Plone
    PIL
    plone.app.dexterity
    collective.conference
```

```
zcml =
```

```
[zopepy]
recipe = zc.recipe.egg
eggs = ${instance:eggs}
interpreter = zopepy
scripts = zopepy
```

# buidout.cfg

```
[buildout]
parts =
    instance
    zopepy
    i18ndude
    zopeskel
    test
    omelette
```

(...)

```
[i18ndude]
unzip = true
recipe = zc.recipe.egg
eggs = i18ndude
```

```
[test]
recipe = zc.recipe.testrunner
defaults = ['--auto-color', '--auto-progress']
eggs =
    ${instance:eggs}
```

```
[zopeskel]
unzip = true
recipe = zc.recipe.egg
eggs =
    ZopeSkel
    ${instance:eggs}
```

```
Paste
PasteDeploy
PasteScript
zopeskel.dexterity
```

```
[sources]
collective.conference = fs collective.conference
```

```
[versions]
```

```
[omelette]
recipe = collective.recipe.omelette
location = ${buildout:directory}/omelette
eggs = ${instance:eggs}
```

# Update of the Site

# Update of the Site

- ▼ `/bin/instance stop`
- ▼ Run Buildout again:  
`./bin/buildout -c buildout.cfg`
- ▼ `./bin/instance start (or fg)`

# Adding new Functionality, Products

# Adding new Functionality, Products

- ▼ Add the new Product, Add-On to your buildout-script in the eggs-section
- ▼ `./bin/instance stop`
- ▼ Run Buildout again:  
`./bin/buildout -c buildout.cfg`
- ▼ `./bin/instance start (or fg)`

# Creating a new Product / Add-On

# Creating a new Product / Add-On

- ▼ Go to /src inside the buildout
- ▼ ../bin/paster create --list-templates
- ▼ ../bin/paster create -t plone\_basic my.package



Questions?



# BERLIN 2012 CONFERENCE

17th-19th October

Thank you



All text and image content in this document is licensed under the [Creative Commons Attribution-Share Alike 3.0 License](#) (unless otherwise specified). "LibreOffice" and "The Document Foundation" are registered trademarks. Their respective logos and icons are subject to international copyright laws. The use of these therefore is subject to the [trademark policy](#).